



goTRIM Pro

Fixes and Enhancement Report

Version 3.02

Document Release Date: January 2020

Software Release Date: January 2020



Disclaimer

Whilst every effort has been made to ensure that information contained within this document is accurate, up-to-date and reliable, Kapish Services Pty. Ltd. and its contributors cannot be held responsible for inaccuracies, errors or omissions in this document. Use of this document or actions taken from information contained within this document is solely at the user's own risk.

Copyright © 2020 Kapish Services Pty. Ltd.

This work is copyright. Apart from any use as permitted under the Copyright Act 1968, no part may be reproduced by any process without prior written permission from Kapish Services Pty. Ltd.

Requests and enquiries concerning reproduction and rights should be addressed to:

Kapish Services Pty. Ltd.
GPO Box 2676
MELBOURNE VIC 3001
t: +61 3 9017 4943
e: info@kapish.com.au

Table of Contents

| | |
|--|----------|
| Overview of Kapish goTRIM Pro | 4 |
| Fixes and Enhancements | 5 |
| Build 3.02.16412 | 5 |
| Support | 6 |

Overview of Kapish goTRIM Pro

goTRIM Pro is the most advanced mobile Micro Focus Content Manager (CM) interface developed, enabling your staff to be as effective out of the office as they are in it. Integrating with your CM implementation, goTRIM Pro detects and displays a user's existing CM shortcuts including Recent Documents, Favourite Records and User Label selections (e.g. Due Trays).

The user-friendly interface allows for quick and easy record searching, providing multiple search options including the ability to browse via the Record Classification Scheme and direct access to user Favourites. It also provides users with the ability to edit Microsoft Office documents and annotate PDF files from the device.

Developed using the Content Manager Service API, goTRIM Pro follows standard CM authentication rules and enforces your existing business rules; ensuring user permissions and record security are maintained.




Fixes and Enhancements

Build 3.02.16412

| CRID ID | Description |
|---------|---|
| KMA-61 | goTRIM Pro now works with oAuth Federated Authentication Enhanced. goTRIM Pro now provides oAuth Federated authentication as a secure user verification method and has specifically been designed for compatibility with Citadel-IX, our Content Manager as a Service product offering. |
| KMA-629 | When an offline record's properties are displayed, date fields are not being shown correctly. Fixed. Offline record's property dates are now being populated correctly. |
| KMA-668 | TR5 files are not opening on iOS13. Fixed. TR5 files are now opening in goTRIM Pro on iOS 13. |
| KMA-672 | Alternatively within records are not displayed when the option to display records is set to TRUE in the CM client. Fixed. Alternatively within records are now being displayed correctly, when the CM user option "When displaying the contents of a folder: Include records with the 'Alternatively with' relationship" set to TRUE. |
| KMA-675 | Unable to preview emails on iOS devices. Fixed. goTRIM Pro previews email contents on iOS devices. |
| KMA-685 | Autocorrect is active in all text fields including Searching and the Connections Screen. Fixed. Autocorrect is now inactive in all the text fields in the goTRIM Pro app. |
| KMA-692 | Prompt the user to check-in an edited document. Enhanced. Users will now get a prompt to check-in, while opening an edited document. |
| KMA-695 | Admin page is not loading when the dataset has 'active and internal' locations other than the Person location type. Fixed. Admin page loads successfully when there are multiple 'active and internal' locations. |
| KMA-697 | Connection settings are encrypted on the device. Enhanced. goTRIM pro server connection settings(including passwords, user names, PIN code etc) are now encrypted on the device. |
| KMA-702 | 'Attempts remaining' counter resets upon application close. Fixed. 'Attempts remaining' counter will keep track of the previous attempts and resume upon the application restart. |
| KMA-703 | 'Open in Native' option is not opening the offline checked-out documents in edit mode on iOS. Fixed. 'Open in Native' option now opens the offline checked-out documents in edit mode on iOS. |

Support

If you encounter any problems or need assistance installing or configuring Kapish Web Grid please contact our helpdesk via one of the following methods:

-  **Website:** If you have the login details for Kapish Support, go to <https://kapish.desk.com/login> and enter your email address and password. Once you have logged in you will be able to log and track support issues and enhancement requests logged with our helpdesk. This is the preferred method of contact.
-  **Phone:** +61 3 9017 4943 or 1300 KAPISH (within Australia)
-  **Email:** support@kapish.com.au