



Kapish Folder Wizard

Release Notes

Version 3.6

Document Release Date: November 2019

Software Release Date: November 2019



Disclaimer

Whilst every effort has been made to ensure that information contained within this document is accurate, up-to-date and reliable, Kapish Services Pty. Ltd and its contributors cannot be held responsible for inaccuracies, errors or omissions in this document. Use of this document or actions taken from information contained within this document is solely at the user's own risk.

Copyright © 2019 Kapish Services Pty. Ltd

This work is copyright. Apart from any use as permitted under the Copyright Act 1968, no part may be reproduced by any process without prior written permission from Kapish Services Pty. Ltd

Requests and enquiries concerning reproduction and rights should be addressed to:

Kapish Services Pty. Ltd
GPO Box 2676
MELBOURNE VIC 3001
t: +61 3 9017 4943
e: info@kapish.com.au

Table of Contents

Kapish Folder Wizard 3.6 Release Notes.....	4
Overview of Kapish Folder Wizard	4
Kapish Folder Wizard 3.6.....	4
New Features in Kapish Folder Wizard 3.6.....	5
Support for Micro Focus Content Manager 9.4	5
Enhanced Security Options on Templates	5
Ability to Tag Multiple Records to Send To.....	5
Duplicate Titles.....	5
Sequential Numbering.....	5
Enhanced Features in Kapish Folder Wizard 3.6.....	6
Window Sizing in the Folder Wizard Pop Up will remain the same.....	6
Changes to Kapish Folder Wizard 3.6 Installer.....	6
Kapish Folder Wizard is now built with the .Net SDK.....	6
Features Removed from Kapish Folder Wizard 3.6.....	7
Technical Information	8
Upgrading to Kapish Folder Wizard 3.6 from version prior to 3.0.....	8
Upgrading to Kapish Folder Wizard 3.6 from version 3.0 onwards	8
CM External Links	8
Software Compatibility Matrix	8
Removal of Support.....	8
Support.....	9

Kapish Folder Wizard 3.6 Release Notes

Overview of Kapish Folder Wizard

Kapish Folder Wizard facilitates the automatic creation of Micro Focus Content Manager (CM) records by allowing users to select a pre-defined record structure from a list of Record Templates.

Kapish Folder Wizard Record Templates can be created by CM Administrators without any programming skills required, and modified at any time to align with changes in business requirements.

The Record Templates honour any pre-determined fields including Retention, Security and Titling Methods, which are then applied to new records created using Kapish Folder Wizard.

By automatically creating Record substructures Kapish Folder Wizard ensures a consistent structure is applied seamlessly across the organisation.

Kapish Folder Wizard 3.6

Kapish Folder Wizard 3.5 provides fixes for previously noted issues, in addition to delivering new and enhanced features based on feedback from existing Kapish Folder Wizard clients.

New Features in Kapish Folder Wizard 3.6

Support for Micro Focus Content Manager 9.4

Kapish Folder Wizard 3.6 supports Micro Focus Content Manager 9.4. The Software Compatibility Matrix should be considered before upgrading Micro Focus Content Manager and Kapish Folder Wizard.

Enhanced Security Options on Templates



Previous releases of Kapish Folder Wizard prior to 3.6 provided the option to set the security of records being created from the Template. With this latest version Kapish Folder Wizard now provides the ability to overlook the Template Security and use the Default Record Type Security providing more configuration options for Organisations. To find out how to activate this feature please see the installation and configuration guide.

Ability to Tag Multiple Records to Send To

Kapish Folder Wizard 3.6 now has the ability to tag Multiple Records to use the Send To: Folder Wizard option. In previous versions this was a limitation. All Folder Wizard options will now work with this feature.

Duplicate Titles

Kapish Folder Wizard 3.6 now has additional options for dealing with duplicate titles. There are two options available:

-  No Duplicates – This does not allow duplicate titles to be created.
-  Warn Duplicates – This will warn the user if a duplicate title exists. The user will then have the option to continue or cancel creating the records.

To find out how to activate these features please see the installation and configuration guide.

Sequential Numbering

Kapish Folder Wizard has the option to provide sequential Number for when the number method is by Container. It will set the Record Number Sequentially with the container number as its base. To find out how to activate this feature please see the installation and configuration guide.

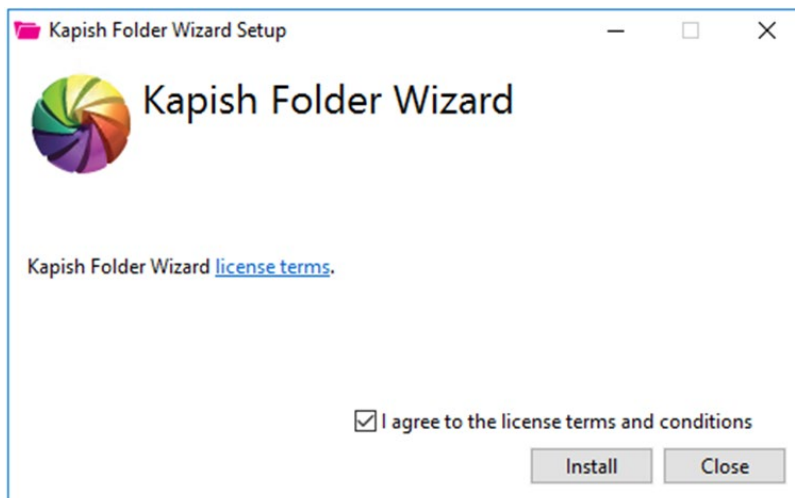
Enhanced Features in Kapish Folder Wizard 3.6

Window Sizing in the Folder Wizard Pop Up will remain the same

Previously the Kapish Folder Wizard Template Pop Up window would need re-sizing each and every time to see the full template name. With Kapish Folder Wizard 3.6 this pop up window will now remember the size it was last set to and display that by default to the user.

Changes to Kapish Folder Wizard 3.6 Installer

Due to a change in our Licence Agreement the last release of Kapish Folder Wizard 3.6 is now an exe file and not an msi file. The wording options have changed for Users to accept our Licence Agreement which is now centrally location on our website [here](#).



Kapish Folder Wizard is now built with the .Net SDK

This latest release of Kapish Folder Wizard 3.6 has been built using Micro Focus's .Net SDK which will ensure that Kapish Folder Wizard will continue to work with future versions. Organisations will need to update the external links within Content Manager. Information on how to achieve this can be found in our installation and configuration guide.

Features Removed from Kapish Folder Wizard 3.6

There have not been any features removed in Kapish Folder Wizard 3.6.

Technical Information

Upgrading to Kapish Folder Wizard 3.6 from version prior to 3.0

All previous versions prior to Kapish Folder Wizard 3.0 must be **uninstalled** before installing Kapish Folder Wizard 3.6. This includes the **removal** of the Kapish Folder Wizard External Link in Micro Focus Content Manager or Kapish Explorer.

Upgrading to Kapish Folder Wizard 3.6 from version 3.0 onwards

All previous versions of Kapish Folder Wizard will be **uninstalled automatically** as part of the upgrade process to Kapish Folder Wizard 3.6.

CM External Links

When upgrading from any version of Kapish Folder Wizard prior to version 3.6. **All external links must be updated** to the new installation path and executable. Please see the Kapish Folder Wizard Installation & Configuration Guide for further information.

Software Compatibility Matrix

Please see the Kapish Folder Wizard 3.6 Software Compatibility Matrix for the recommended version of Kapish Folder Wizard to install depending on the Operating System, version of Micro Focus Content Manager and Microsoft® Office your organisation is currently using.




Existing Kapish customers can download the relevant Kapish Folder Wizard .exe file from <http://kapish.com.au>

Removal of Support

Kapish Folder Wizard 3.6 is supported when running Content Manager 9.1 onwards. Kapish Folder Wizard 3.6 is not supported where an earlier version of HP TRIM / HP Records Manager is being used.

Support

If you encounter any problems or need assistance installing or configuring Kapish Folder Wizard please contact our helpdesk via one of the following methods:

-  **Website:** If you have the login details for Kapish Support Suite, go to <https://kapish.desk.com/login> and enter your email address and password. Once you have logged in you will be able to log and track support issues and enhancement requests logged with our helpdesk. This is the preferred method of contact.
-  **Phone:** +61 3 9017 4943 or 1300 KAPISH (within Australia)
-  **Email:** support@kapish.com.au