

Kapish Easy Link

Release Notes

Version 3.5

Document Release Date: November 2019

Software Release Date: November 2019



Disclaimer

Whilst every effort has been made to ensure that information contained within this document is accurate, up-to-date and reliable, Kapish Services Pty. Ltd. and its contributors cannot be held responsible for inaccuracies, errors or omissions in this document. Use of this document or actions taken from information contained within this document is solely at the user's own risk.

Copyright © 2019 Kapish Services Pty. Ltd.

This work is copyright. Apart from any use as permitted under the Copyright Act 1968, no part may be reproduced by any process without prior written permission from Kapish Services Pty. Ltd.

Requests and enquiries concerning reproduction and rights should be addressed to:

Kapish Services Pty. Ltd.
GPO Box 2676
MELBOURNE VIC 3001
t: +61 3 9017 4943
e: info@kapish.com.au

Table of Contents

Kapish Easy Link Release Notes	4
Terminology.....	4
Kapish Easy Link 3.5.....	4
New Features in Kapish Easy Link 3.5	5
Support for Micro Focus Content Manager 9.4	5
Display Sample Link.....	5
Generate a link to ‘Initiate Action’	5
Prompt for Assignee if the next Workflow Activity is Unassigned.....	6
Enhanced Features in Kapish Easy Link 3.5	7
Changes to Kapish Easy Link 3.5 Installer.....	7
Kapish Easy Link is now built with the .Net SDK.....	7
Features Removed from Kapish Easy Link 3.5	8
Technical Information	9
Upgrading to Kapish Easy Link 3.5 from versions prior to 3.0.....	9
Licence Key	9
Upgrading to Kapish Easy Link 3.5 from version 3.0	9
Licence Key	9
CM External Links	9
Software Compatibility Matrix.....	9
Removal of Support.....	9
Support	10

Kapish Easy Link Release Notes

Kapish Easy Link is the easiest way to provide internet style hyperlinks to your Micro Focus Content Manager (CM) documents and records. Embed Easy Links inside almost any application that supports the use of hyperlinks, such as Microsoft® Office products (e.g. Word, Excel, PowerPoint), SharePoint, PDF documents, Emails, Web pages and even your company's Intranet; all the while enforcing CM security and business rules.

Kapish Easy Link is a client-side application deployed alongside the standard CM client and provides an alternative way to access CM records. It gives users one-click access to CM records from within other documents, emails, websites and more. **Kapish Easy Link is simple to use and no technical coding is required** to create links to CM records.

Users have different options when creating an Easy Link, they can set the link function to either: Edit, View, Show Properties, Email, View in CM and even show the contents of Containers. They also have full control of the label of the link, with a choice of Record Number, Title or customising it to their specific requirements. All this and more is available in an easy-to-use interface that maintains full CM access controls and security of the records.

Terminology

An Easy Link refers to a simple URL using the "el://" protocol. Typically, in the format of *el://<Record-Number>* e.g. *el://G15/123*.

Kapish Easy Link 3.5

Kapish Easy Link 3.5 provides fixes for previously noted issues, in addition to delivering new and enhanced features based on feedback from existing Kapish Easy Link clients.

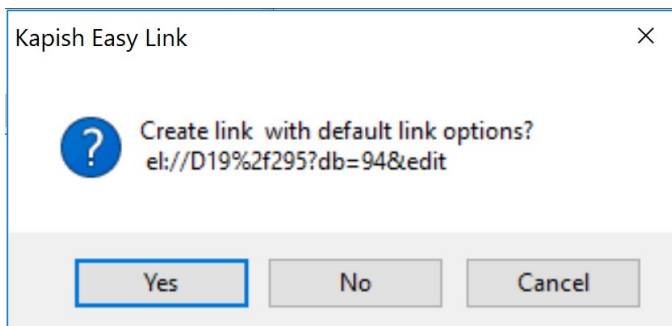
New Features in Kapish Easy Link 3.5

Support for Micro Focus Content Manager 9.4

Kapish Easy Link 3.5 supports Micro Focus Content Manager 9.4. The Software Compatibility Matrix should be considered before upgrading Micro Focus Content Manager and Kapish Easy Link.

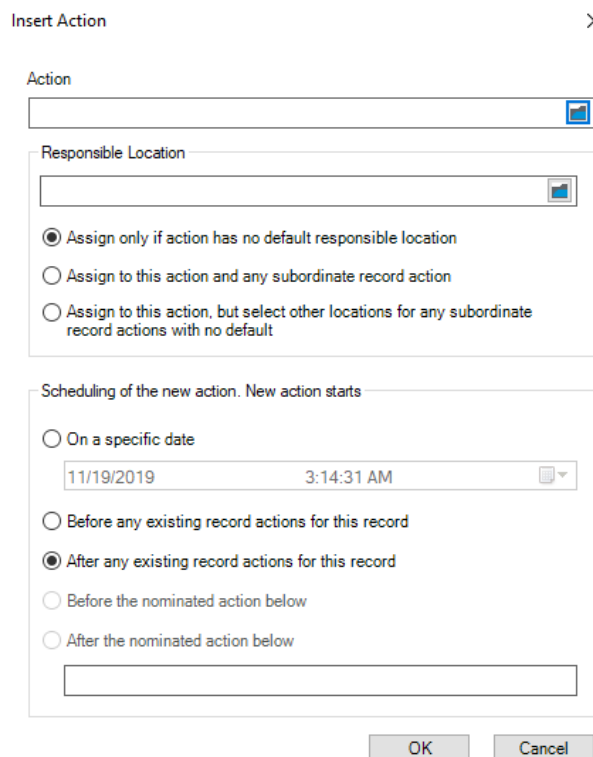
Display Sample Link

The latest release of Kapish Easy Link 3.5 sees the introduction of sample link on the default dialog box. This will now show users what the default link looks like so they can either click yes to create the link or no to be taken to the default screen to customise the link.



Generate a link to 'Initiate Action'

In addition to Complete and Re-assign Actions, it is now possible to initiate an Action from within Kapish Easy Link 3.5. Links can be configured to Initiate an Action which will load the Insert Action window for the User to select the correct Action and Responsible Location prior to selecting OK.



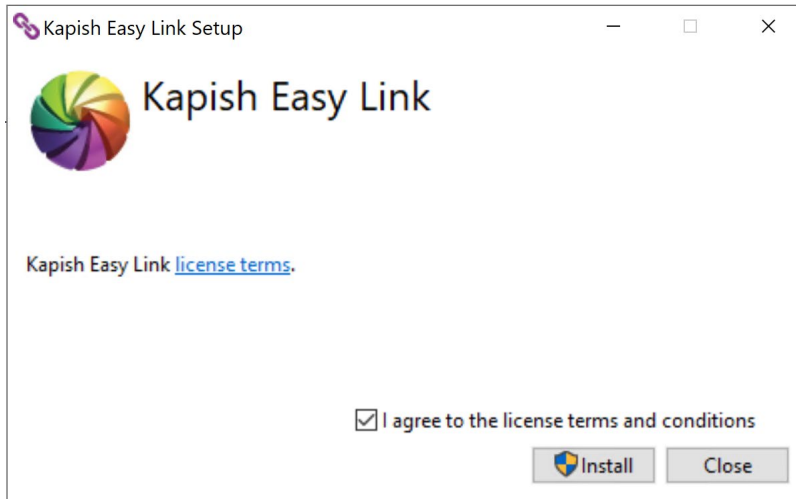
Prompt for Assignee if the next Workflow Activity is Unassigned

Kapish Easy Link 3.5 now provides the option to Users to select an Assignee if the next Workflow Activity is Unassigned. This means that Users are now able to continue the workflow if they have received a link to complete a specific Activity. This new feature will save Users time by not having to go back to Content Manager to find the Record and continue the Workflow.

Enhanced Features in Kapish Easy Link 3.5

Changes to Kapish Easy Link 3.5 Installer

Due to a change in our Licence Agreement the last release of Kapish Easy Link 3.5 is now an exe file and not an msi file. The wording options have changed for Users to accept our Licence Agreement which is now centrally location on our website [here](#).



Kapish Easy Link is now built with the .Net SDK

This latest release of Kapish Easy Link 3.5 has been built using Micro Focus's .Net SDK which will ensure that Kapish Easy Link will continue to work with future versions. Organisations will need to update the external links within Content Manager. Information on how to achieve this can be found in our installation and configuration guide.

Features Removed from Kapish Easy Link 3.5

There have not been any features removed from Kapish Easy Link 3.5.

Technical Information

Upgrading to Kapish Easy Link 3.5 from versions prior to 3.0

All previous versions of Kapish Easy Link will be **uninstalled automatically** as part of the upgrade process to Kapish Easy Link 3.5.

Licence Key

Kapish Easy Link 3.5 requires a licence key to be entered. Upon installation the product will run in evaluation mode for 30 days, after which time Kapish Easy Link will be disabled if a new licence key is not entered. To obtain a licence key please [contact Kapish](#).

Upgrading to Kapish Easy Link 3.5 from version 3.0 onwards

All previous versions of Kapish Easy Link will be **uninstalled automatically** as part of the upgrade process to Kapish Easy Link 3.5.

Licence Key

If upgrading from Kapish Easy Link 3.0, the Internal HP TRIM location **KapishTRIMEasyLink3** will already exist, and should not be removed. The Kapish Easy Link licence key does not need to be re-entered if upgrading from Kapish Easy Link 3.0.

CM External Links

When upgrading from any version of Kapish Easy Link prior to version 3.4. **All external links must be updated** to the new installation path and executable. Please see the Kapish Easy Link Installation & Configuration Guide for further information.

Software Compatibility Matrix

Please see the Kapish Easy Link 3.5 Software Compatibility Matrix for the recommended version of Kapish Easy Link install depending on the Operating System, version of Micro Focus Content Manager and Microsoft® Office your organisation is currently using.




Existing Kapish customers can download the relevant Kapish Easy Link.exe file from <http://kapish.com.au>

Removal of Support

Kapish Easy Link 3.5 is supported when running Content Manager 9.1 onwards. Kapish Easy Link 3.5 is not supported where an earlier version of HP TRIM / HP Records Manager is being used.

Support

If you encounter any problems or need assistance installing or configuring Kapish Easy Link please contact our helpdesk via one of the following methods:

-  **Website:** If you have the login details for Kapish Desk, go to <https://kapish.desk.com/login> and enter your email address and password. Once you have logged in you will be able to log and track support issues and enhancement requests logged with our helpdesk. This is the preferred method of contact.
-  **Phone:** +61 3 9017 4943 or 1300 KAPISH (within Australia)
-  **Email:** support@kapish.com.au