

# Kapish PDF Wizard

## Release Notes

*Version 2.0*

*Document Release Date: September 2017*

*Software Release Date: September 2017*



## **Disclaimer**

Whilst every effort has been made to ensure that information contained within this document is accurate, up-to-date and reliable, Kapish Pty. Ltd. and its contributors cannot be held responsible for inaccuracies, errors or omissions in this document. Use of this document or actions taken from information contained within this document is solely at the user's own risk.

## **Copyright © 2017 Kapish Pty. Ltd.**

This work is copyright. Apart from any use as permitted under the Copyright Act 1968, no part may be reproduced by any process without prior written permission from Kapish Pty. Ltd.

Requests and enquiries concerning reproduction and rights should be addressed to:

Kapish Pty. Ltd.  
GPO Box 2676  
MELBOURNE VIC 3001  
t: +61 3 9017 4943  
e: [info@kapish.com.au](mailto:info@kapish.com.au)

## Table of Contents





<b>Kapish PDF Wizard 2.0 Release Notes .....</b>	<b>4</b>
Overview of Kapish PDF Wizard .....	4
Kapish PDF Wizard 2.0.....	4
<b>New Features in Kapish PDF Wizard 2.0 .....</b>	<b>5</b>
Support for HPE Content Manager 9.1 .....	5
Provide the ability to Add Text / Watermark to a PDF.....	5
Provide the ability to Convert PDF Files to a Long-Term PDF/A Format.....	5
<b>Enhanced Features in Kapish PDF Wizard 2.0 .....</b>	<b>6</b>
.Net 4.5.2 Framework.....	6
Ability to Finalise a PDF Revision at the Point of Creation.....	6
Provide the Functionality to Disable 'Send To' Menu Options. ....	6
<b>Features Removed from Kapish PDF Wizard 2.0 .....</b>	<b>7</b>
<b>Technical Information .....</b>	<b>8</b>
Upgrading to Kapish PDF Wizard 2.0.....	8
Software Compatibility Matrix .....	8
Removal of Support.....	8
<b>Support.....</b>	<b>9</b>

## Kapish PDF Wizard 2.0 Release Notes

### Overview of Kapish PDF Wizard

Kapish PDF Wizard is a simple 'one-click conversion' tool that converts single or multiple HPE Content Manager (HPE CM) documents to PDF.

Kapish PDF Wizard has various functions for converting documents to PDF, you can either:

-  Create a new PDF Revision;
-  Create a new PDF Rendition;
-  Apply watermarks to converted documents; or
-  Attach PDFs to a new Outgoing Email.

The Kapish PDF Wizard also has the ability to output as a standard PDF or PDF/A file format suitable for long-term archiving. All options maintain full HPE CM access controls and security of the records. Kapish PDF Wizard really is the quickest way to convert various file formats to PDF.

The Kapish PDF Wizard is a client-side application deployed alongside the standard HPE CM client and is activated by either custom toolbar buttons or the right-click menu. It is easy to setup and you can maximise the efficiency in your organisation immediately.

### Kapish PDF Wizard 2.0

Kapish PDF Wizard 2.0 provides fixes for previously noted issues, in addition to delivering new and enhanced features based on feedback from existing Kapish PDF Wizard clients.

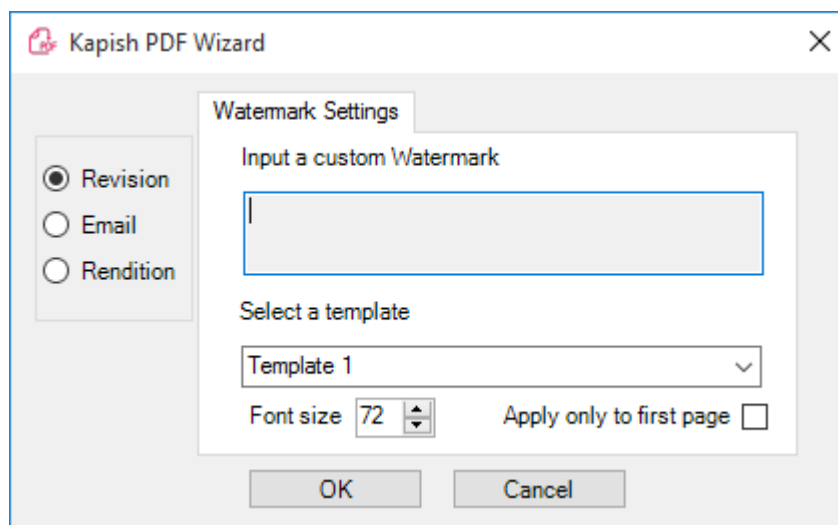
## New Features in Kapish PDF Wizard 2.0

### Support for HPE Content Manager 9.1

Kapish PDF Wizard 2.0 supports HPE Content Manager 9.1. The Software Compatibility Matrix should be considered before upgrading HPE Content Manager and Kapish PDF Wizard.

### Provide the ability to Add Text / Watermark to a PDF

Kapish PDF Wizard 2.0 allows users to add a watermark to a PDF. Users can now add a custom watermark to a PDF document as required. The watermarked PDF can be added as a revision or a rendition to the original document within HPE Content Manager. Users also have the ability to add a watermark to a PDF as required then send the PDF via email. Organisations can also implement template watermarks for PDF's.



### Provide the ability to Convert PDF Files to a Long-Term PDF/A Format

Kapish PDF Wizard 2.0 can now provide administrators the option to choose what PDF format to convert documents to. Support for PDF/A format has been added to this release which provides compliance for archiving requirements.

## **Enhanced Features in Kapish PDF Wizard 2.0**

### **.Net 4.5.2 Framework**

Kapish PDF Wizard 2.0 now relies on a minimum system requirement of .Net 4.5.2.

### **Ability to Finalise a PDF Revision at the Point of Creation**

At the point of PDF creation Kapish PDF Wizard 2.0 now has the options to let users finalise a PDF Revision at the time the document is converted. Users can select to keep or remove previous revisions when finalising the PDF.

### **Provide the Functionality to Disable 'Send To' Menu Options**

Further enhancements have been made to the Kapish PDF Wizard 2.0 menu items to allow certain functionality to be disabled by administrators if required. This allows organisations to further customise the Kapish PDF Wizard 2.0 to suit business needs.

## Features Removed from Kapish PDF Wizard 2.0

There have not been any features removed in Kapish PDF Wizard 2.0.

## Technical Information

### Upgrading to Kapish PDF Wizard 2.0

All previous versions of Kapish PDF Wizard will be **uninstalled automatically** as part of the upgrade process to Kapish Easy Link 3.3.

### Software Compatibility Matrix

Please see the Kapish PDF Wizard 2.0 Software Compatibility Matrix for the recommended version of Kapish PDF Wizard to install depending on the Operating System, version of HPE Content Manager and Microsoft® Office your organisation is currently using.

**Existing Kapish customers** can download the relevant Kapish PDF Wizard .msi file from <http://kapish.com.au>




### Removal of Support

Kapish PDF Wizard 2.0 is supported when running HP Records Manager 8.1 onwards. Kapish PDF Wizard 2.0 is not supported where an earlier version of HP TRIM is being used.



## Support

If you encounter any problems or need assistance installing or configuring Kapish PDF Wizard please contact our helpdesk via one of the following methods:

-  **Website:** If you have the login details for Kapish Desk, go to <https://kapish.desk.com/login> and enter your email address and password. Once you have logged in you will be able to log and track support issues and enhancement requests logged with our helpdesk. This is the preferred method of contact.
-  **Phone:** +61 3 9017 4943 or 1300 KAPISH (within Australia)
-  **Email:** [support@kapish.com.au](mailto:support@kapish.com.au)