



Kapish Web Grid

Release Notes

Version 2.0

Document Release Date: December 2018

Software Release Date: December 2018



Disclaimer

Whilst every effort has been made to ensure that information contained within this document is accurate, up-to-date and reliable, Kapish Pty. Ltd. and its contributors cannot be held responsible for inaccuracies, errors or omissions in this document. Use of this document or actions taken from information contained within this document is solely at the user's own risk.

Copyright © 2018 Kapish Pty. Ltd.

This work is copyright. Apart from any use as permitted under the Copyright Act 1968, no part may be reproduced by any process without prior written permission from Kapish Pty. Ltd.

Requests and enquiries concerning reproduction and rights should be addressed to:

Kapish Pty. Ltd.
GPO Box 2676
MELBOURNE VIC 3001
t: +61 3 9017 4943
e: info@kapish.com.au

Table of Contents

Kapish Web Grid Release Notes	4
Overview of Kapish Web Grid	4
Kapish Web Grid 2.0	4
New Features in Kapish Web Grid	5
Support for Content Manager 9.x	5
View Containers in your Web Grids	5
Column Order	6
Document Renditions	7
Filter Web Grid Results	8
Enhanced Features in Kapish Web Grid	9
Features Removed from Kapish Web Grid	10
Support for Microsoft Internet Explorer	10
Technical Information	11
Upgrading to Kapish Web Grid 2.0	11
Software Compatibility Matrix	11
Removal of Support	11
Support	12

Kapish Web Grid Release Notes

Overview of Kapish Web Grid

Kapish Web Grid is a server side application that dynamically publishes lists of Micro Focus Content Manager (CM) records on internet, intranet and SharePoint® web pages. It allows for easy and simple downloading of electronic documents from a grid style list presented on a web page.

Use the built-in skins to publish lists quickly out of the box or customise the look and feel to match your existing internet or intranet styles. The flexibility of Kapish Web Grid allows dynamic lists to be presented in a useful and meaningful output for your organisation's needs.

Kapish Web Grid is a fluid application that is adaptable and allows multiple lists to be presented on the same web page. The output controls allow you to effortlessly determine what Content Manager record properties (metadata) are displayed in the Web Grid list and what filters to apply.

Web Grid utilises all the strength of CM security protocols to ensure the correct information is displayed in all of its lists and has the built-in option to apply additional security if necessary to meet organisational requirements.

Looking to provide simple, meaningful lists of CM data, then look no further than Kapish Web Grid.

Kapish Web Grid 2.0

Kapish Web Grid 2.0 provides fixes for previously noted issues, in addition to delivering new and enhanced features based on feedback from existing Kapish Web Grid clients.

New Features in Kapish Web Grid

Support for Content Manager 9.x

Kapish Web Grid 2.0 supports Content Manager 9. This includes CM9.0 through to CM9.3.

The Software Compatibility Matrix should be considered before upgrading Content Manager and Kapish Web Grid.

View Containers in your Web Grids

With the latest release of Kapish Web Grid 2.0, the support for containers in Web Grids has been added. Users will now be able to 'drill down' to view the contents of a container within the Web Grid. This feature provides the ability to group information via the relevant container rather than just having one list of all the documents available for viewing. This feature is a configuration option that Administrators are able to turn on or off. Additionally alternatively contained records can be included. Drilling down into the container will open up a separate list to view the folder contents. At any time you can navigate back to the previous list.

Configuration Option

Containers

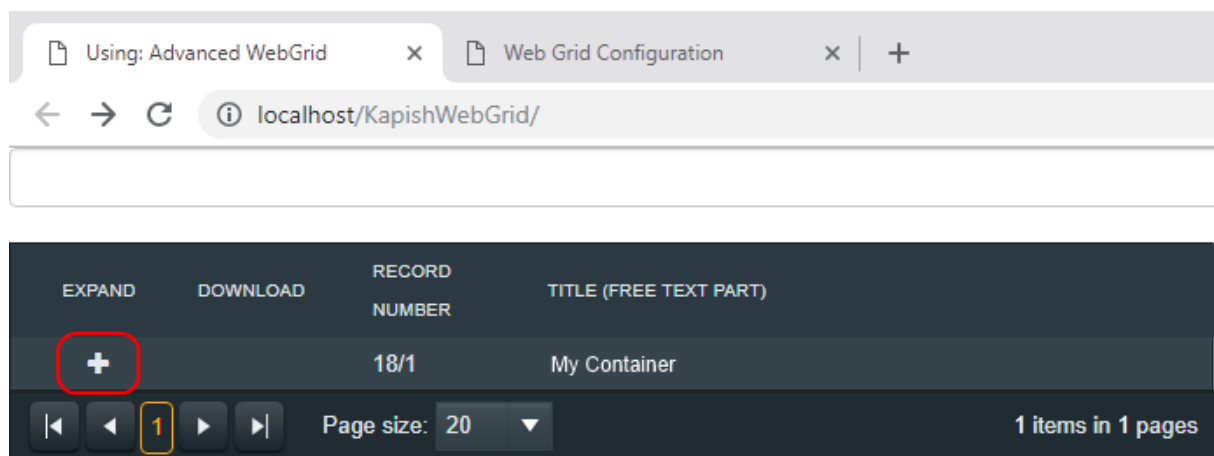
Allow Container Drill Down

 Contained Records Saved Search

▼

 Include Alternatively Contained Records

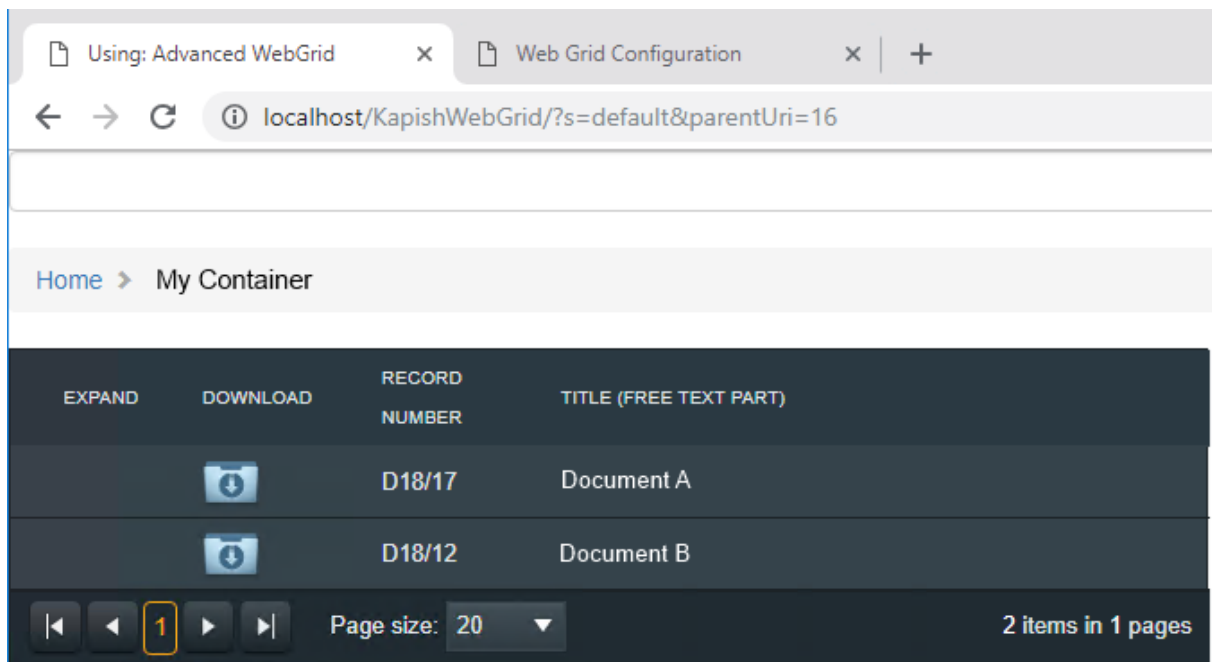
Kapish Web Grid View - Container





EXPAND	DOWNLOAD	RECORD NUMBER	TITLE (FREE TEXT PART)
+		18/1	My Container

Page size: 20 | 1 items in 1 pages

Kapish Web Grid View - Documents

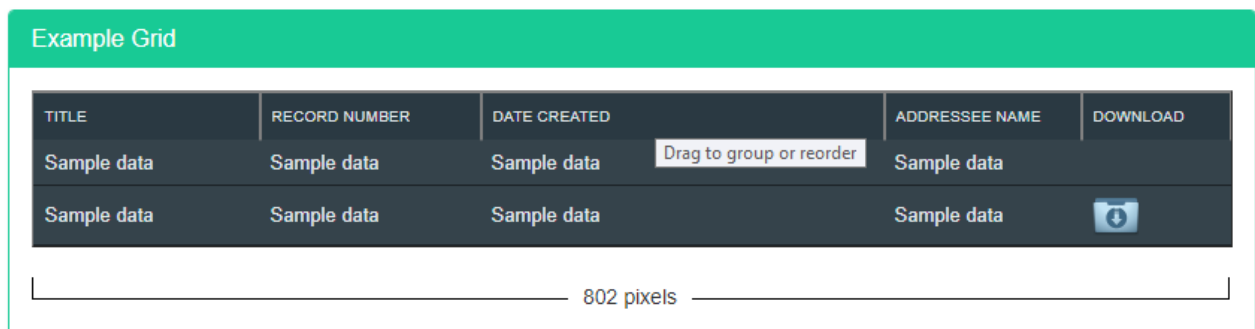



EXPAND	DOWNLOAD	RECORD NUMBER	TITLE (FREE TEXT PART)
		D18/17	Document A
		D18/12	Document B

Page size: 20 2 items in 1 pages

Column Order

Kapish Web Grid 2.0 now allows the ability to re-order the Web Grid columns. Previously you would have to select the columns in the order you wanted them displayed. Simply drag and drop the columns to re-arrange their order.







TITLE	RECORD NUMBER	DATE CREATED	ADDRESSEE NAME	DOWNLOAD
Sample data	Sample data	Sample data	Sample data	
Sample data	Sample data	Sample data	Sample data	

802 pixels


Document Renditions

New to Kapish Web Grid 2.0 is the ability to download Document Renditions directly from your website. Administrations can configure this option to set what rendition type is to be downloaded. There is also the ability to set what happens should a Record not have the rendition type you have selected. When configuring the look and feel of the Web Grid there is the following options to choose from:

-  **None** – No download options will be displayed.
-  **Separate Column with Image** – A separate column with a download image will be displayed to download the rendition.
-  **Separate Column with Text** – A separate column with Text hyperlinked will be displayed to download the rendition.
-  **Field** – Provides the option to hyperlink another field ie title to download the rendition.

Download Options

None

Separate Column with Image


Separate Column with Text




Field

Download Rendition




If selected Rendition is missing:

Filter Web Grid Results

Kapish Web Grid 2.0 has the ability to ‘Search Within’ a Web Grid. This is a configuration setting that Administrators can turn on or off. Once activated users will see a search box above the Web Grid to filter results further. User can select to search by the following methods:

-  **Any Word** – Will use Content Managers Any Word search.
-  **Record Number** – Will use Content Managers Record Number search.
-  **Content** – Will use Content Manager Document Content search.

Any Word ▾
Refine

TITLE	RECORD NUMBER	DATE CREATED	DOWNLOAD
Template Folder	16/1	22/06/2016 01:48:36 PM	
Kapish Letter	G16/150	23/05/2013 02:13:18 PM	
Excel Folder	16/27	12/08/2016 12:45:36 PM	
Excel Folder	16/43	08/09/2016 08:30:33 PM	
Standard Letter	G16/489	30/09/2016 12:13:15 PM	
Excel Folder	17/1	04/01/2017 07:23:51 AM	
New Template Table	G17/397	26/04/2017 03:36:32 PM	

⏪
⏩
1
⏪
⏩

Page size: 10 ▾

7 items in 1 pages

Enhanced Features in Kapish Web Grid

There have been no enhanced features in Kapish Web Grid 2.0.

Features Removed from Kapish Web Grid

Support for Microsoft Internet Explorer

Microsoft Internet Explorer is not a supported browser for Kapish Web Grid 2.0. Microsoft have ceased support for IE and recommend Microsoft Edge as its replacement.

The Software Compatibility Matrix should be considered before selecting the appropriate browser for Kapish Web Grid.

Technical Information

Upgrading to Kapish Web Grid 2.0

All previous versions prior to Kapish Web Grid 2.0 must be **un-installed** before installing Kapish Web Grid 2.0. This includes the **removal** of the Kapish Web Grid Configurator.

Software Compatibility Matrix

Please see the Kapish Web Grid 2.0 Software Compatibility Matrix for the recommended version of Kapish Web Grid install depending on the Server Operating System, version of Micro Focus Content Manager and Internet Browser your organisation is currently using.




Existing Kapish customers can download the relevant Kapish Web Grid.msi file from <http://kapish.com.au/>

Removal of Support

Kapish Web Grid 2.0 is supported when running HPE Records Manager 8.3.x onwards. Kapish Web Grid 2.0 is not supported where an earlier version of TRIM or Records Manager are being used.

Support

If you encounter any problems or need assistance installing or configuring Kapish Web Grid please contact our helpdesk via one of the following methods:

-  **Website:** If you have the login details for Kapish Support, go to <https://kapish.desk.com/login> and enter your email address and password. Once you have logged in you will be able to log and track support issues and enhancement requests logged with our helpdesk. This is the preferred method of contact.
-  **Phone:** +61 3 9017 4943 or 1300 KAPISH (within Australia)
-  **Email:** support@kapish.com.au